



Wide Line & pitch measurement

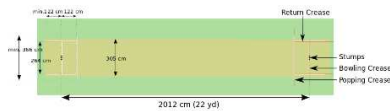
Stumps to Stumps – 22 yards (66 feet)

Wide lines at batting end is 1 bat from the middle stump on either side or 35 inches/89 cm from middle stump on either side.

Side line measurement- it will be 1.5 bat from middle stump on either side and at all times the bowler should have at least one foot inside the box while delivery.

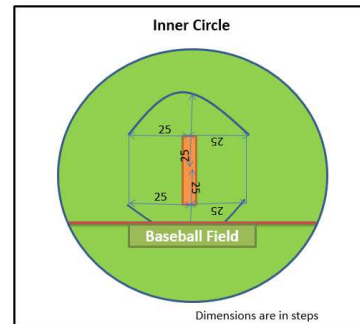
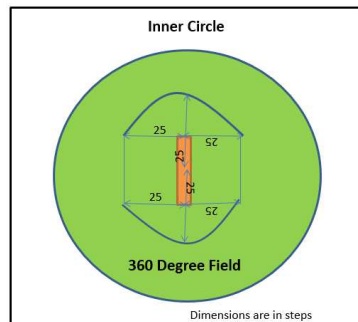
A bowler can deliver the ball from behind the bowling Crease. However, if a back right leg of a right arm bowler or a back left leg of a left arm bowler crosses even just a bit of return crease it will be declared as a back leg no ball and will result in free hit.

Batsman Crease is 1.5 bat from stumps.



Boundary Measurements

Here are the recommended boundary measurements from OC, both the captains can come to a common agreement on the game day. However, this will be the dimensions at the play-offs level. Inner Circle is applicable to all grounds.



SPMS

- Stumps between 7th and 8th pole bar from right
- Off side boundary starts from the corner pole (4th pole from extreme left)

- Leg side boundary starts from the electricity box down the fine leg area and circularly ending at the fence
- Straight boundary will be 54 steps from the bowling stumps.
- Rest of the area to be circular from the given measurements
- 2 poles from center on both sides of the stumps will be for bye
- Inner circle will be 25 steps from striker's end and bowling ends on both sides

Holman

- Stumps at 12th step from the open gate (yellow border 2 open gates)
- Off side boundary will be 54 steps from the striker's end and circularly ending
- Leg side boundary starts from the corner pole
- Straight boundary will be 54 steps from the bowling stumps.
- 2 poles from center on both sides of the stumps will be for bye
- Inner circle will be 25 steps from striker's end and bowling ends on both sides

Duncraft

- Off side boundary will be 55 steps from the striker's end and has to be circular throughout (New sign board has been installed on the ground by the county and teams can use it for marking the offside boundary line)
- Leg side boundary will be 55 steps from the striker's end and has to be circular towards midwicket, fine leg
- Behind the wicket boundary will be 55 steps from the striker's end and has to end circular with both offside and leg side
- Inner circle will be 25 steps from strikers end on both side
- OC will mark the inner circle and boundary markings during the start of the league using paint and teams can use it for further games

Pocahontas

- Stumps at 3rd pole from the big pole
- Off side boundary will be 54 steps from the striker's end and has to circularly end towards the offside fence
- Leg side boundary will start from the corner pole and has to be circular towards midwicket
- 2 poles from center on both sides of the stumps will be for bye
- Straight boundary will be 54 steps from the bowling end
- Inner circle will be 25 steps from striker's end and bowling ends on both sides

Hungary / Any Other Grounds

- Both Captains can decide on the dimensions during the game day.
- Dimensions must be same as other grounds where ever possible.
- Inner circle will be 25 steps from striker's end and bowling ends on both sides.