



# CricClubs User Guide

Help Document

(v 2.4)



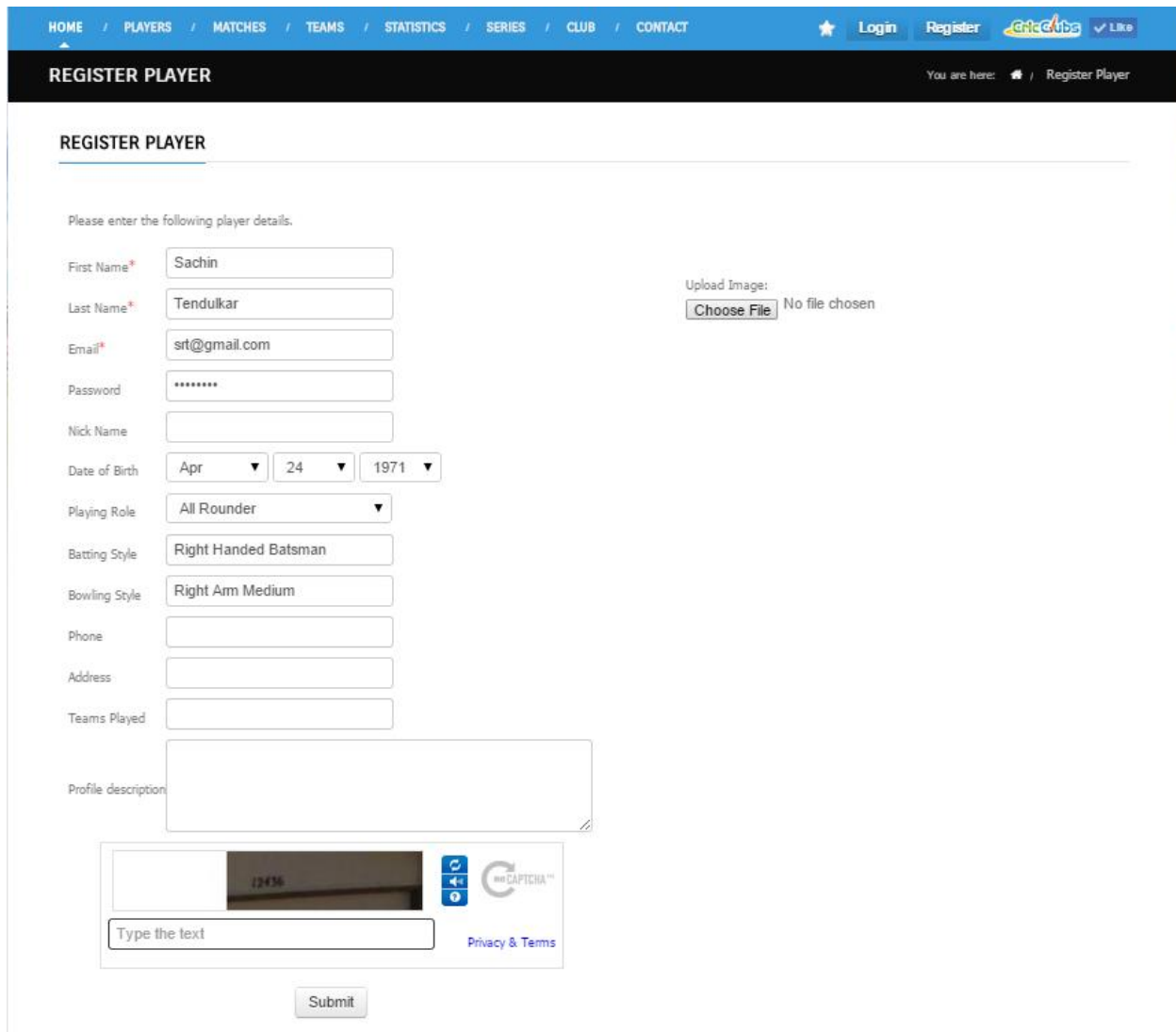
## Table of Contents

For Player:.....	3
Player Registration .....	3
Player Profile Update.....	4
For Captains/Vice-Captains.....	5
Update Team.....	6
Upload Team Logo.....	6
Match Summary (Admin Actions) .....	6
For Admin .....	7
Approve Players.....	7
Upload Players.....	7
Create Fixture / Upload Schedule .....	7
Create Team / Upload Teams.....	8
Create Series .....	8
Club Documents .....	8
Write News/Articles .....	9
Create Album .....	9
Update Club .....	9
Contact Us.....	10

## For Player:

### Player Registration

Player is required to register for respective Cricket League on CricClubs.com/<Club>. Register option **Register** is available on right side in menu bar. On selecting register option Player is directed to registration form to fill player details. Player submits registration request by clicking submit button. Please note anyone can register player on his behalf as long as have required player information for registration.



HOME / PLAYERS / MATCHES / TEAMS / STATISTICS / SERIES / CLUB / CONTACT ★ Login Register CricClubs ✓ Like

**REGISTER PLAYER** You are here: [Home](#) / [Register Player](#)

### REGISTER PLAYER

Please enter the following player details.

First Name\*

Last Name\*

Email\*

Password

Nick Name

Date of Birth

Playing Role

Batting Style

Bowling Style

Phone

Address

Teams Played

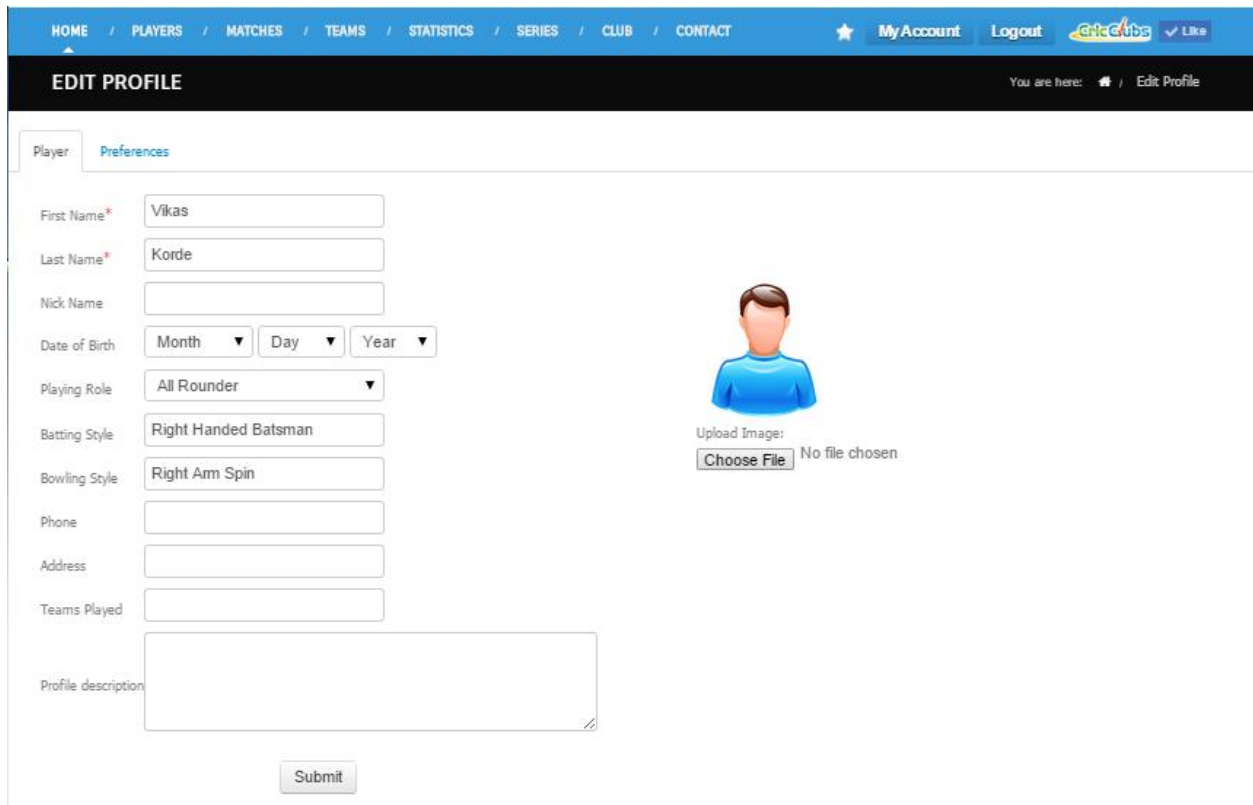
Profile description

Upload Image:  No file chosen

[Privacy & Terms](#)

## Player Profile Update

Once player registration is approved, player can login CricClubs.com/<Club> using system generated credentials (Username/Password) provided via email id (used by player for registration). Once logged in player can update his profile details, Email Notification preferences and upload profile photo.



HOME / PLAYERS / MATCHES / TEAMS / STATISTICS / SERIES / CLUB / CONTACT ★ My Account Logout CricClubs Like

### EDIT PROFILE You are here: Home / Edit Profile

Player Preferences

First Name\*

Last Name\*

Nick Name

Date of Birth

Playing Role

Batting Style

Bowling Style

Phone

Address

Teams Played

Profile description

Upload Image:  No file chosen

## For Captains/Vice-Captains

Captains/Vice-Captains will have extra privilege pertaining to their teams than just a player. Captains/Vice-Captains can navigate to their team using Teams -> View teams -> Click on your team name.

HOME / PLAYERS / MATCHES / TEAMS / STATISTICS / SERIES / CLUB / CONTACT
My Account Logout v Lite

**TEAM PAGE** You are here: [Home](#) / [Team Page](#)

**CRICKETUS** (CL1 IPL 2013)

Update Team  
Upload your Team logo Drag & Drop Files

**Abhinav Bansal**  
Role:All Rounder

**Anish Matthew**  
Role:

**Anmol Khopde**  
Role:Batsman

**Aswin Ravindranath**  
Role:Wicket Keeper

**Gaurav Mahendru**  
Role:

**Nikhil Kumar**  
Role:All Rounder

**Nilesh Salbarde**  
Role:All Rounder

**Niraj Kanabar**  
Role:All Rounder

**Raj Bhansali**  
Role:All Rounder

**Sukrit Kherra**  
Role: Bowler

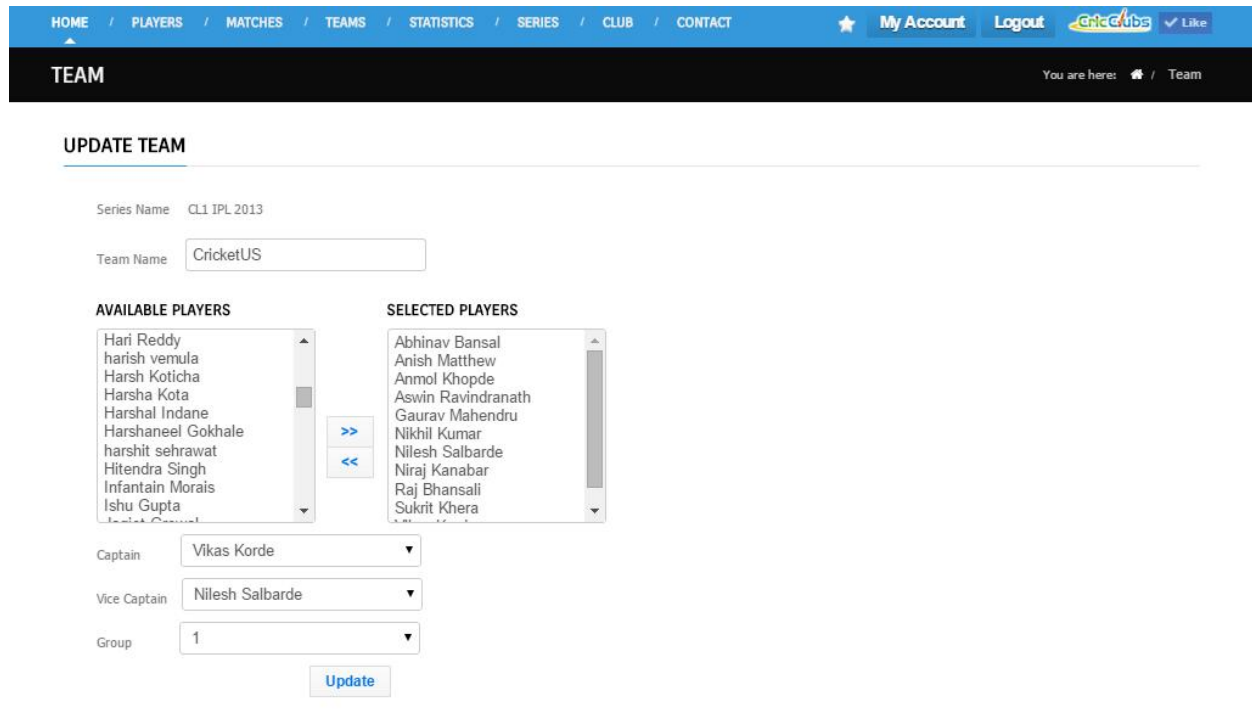
**Vikas Korde**  
Role:All Rounder

**MATCH SUMMARY:**

#	Match Type	Date	Team One	Team two	Result	Scores Summary	Actions
5	Final	08/30/2013	Gladiators	CricketUS	✔ CricketUS won by 8 wicket(s)	Gladiators: 79/8(20.0)CricketUS: 83/2(17.0)	Admin Actions ▾
4	League	08/18/2013	Gladiators	CricketUS	✘ Gladiators won by 13 runs	Gladiators: 110/5(10.0)CricketUS: 97/5(10.0)	Admin Actions ▾
3	League	08/15/2013	DropOuts	CricketUS	✔ CricketUS won by 9 wicket(s)	DropOuts: 57/7(10.0)CricketUS: 58/1(7.1)	Admin Actions ▾
2	League	08/13/2013	SuperKings	CricketUS	✔ CricketUS won by 9 wicket(s)	SuperKings: 53/9(12.0)CricketUS: 54/1(7.3)	Admin Actions ▾
1	League	08/10/2013	CricketUS	Gladiators	✔ CricketUS won by 10 runs	CricketUS: 99/4(12.0)Gladiators: 89/6(12.0)	Admin Actions ▾

## Update Team

Using this option Captains/VCs can update their team details like – Team name, players selected in roster for current series and Captain/VC.



The screenshot shows the 'UPDATE TEAM' page on the CricClubs website. The page has a blue header with navigation links: HOME, PLAYERS, MATCHES, TEAMS, STATISTICS, SERIES, CLUB, CONTACT. On the right of the header are links for My Account, Logout, and a Like button. Below the header, the breadcrumb 'You are here: Home / Team' is visible. The main content area is titled 'UPDATE TEAM' and contains the following form elements:

- Series Name: CL1 IPL 2013
- Team Name: CricketUS
- AVAILABLE PLAYERS: A list of players including Hari Reddy, harish vemula, Harsh Koticha, Harsha Kota, Harshal Indane, Harshaneel Gokhale, harshit sehwat, Hitendra Singh, Infantain Morais, and Ishu Gupta.
- SELECTED PLAYERS: A list of players including Abhinav Bansal, Anish Matthew, Anmol Khopde, Aswin Ravindranath, Gaurav Mahendru, Nikhil Kumar, Nilesh Salbarde, Niraj Kanabar, Raj Bhansali, and Sukrit Kherra.
- Captain: Vikas Korde
- Vice Captain: Nilesh Salbarde
- Group: 1
- An 'Update' button at the bottom.

## Upload Team Logo

Captain/VC can upload Team Logo using this option

## Match Summary (Admin Actions)

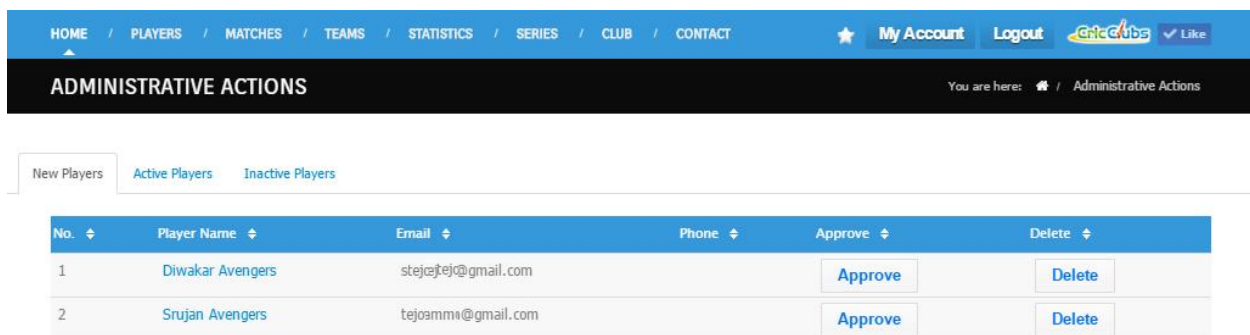
Captain/VC can update Match Summary and Full Scorecard using this option. This option is enabled only for Captain/VC and only for those games where one of the playing team belongs to Captain/VC.

## For Admin

Admin has lot of functions available related to Cricket League management.

### Approve Players

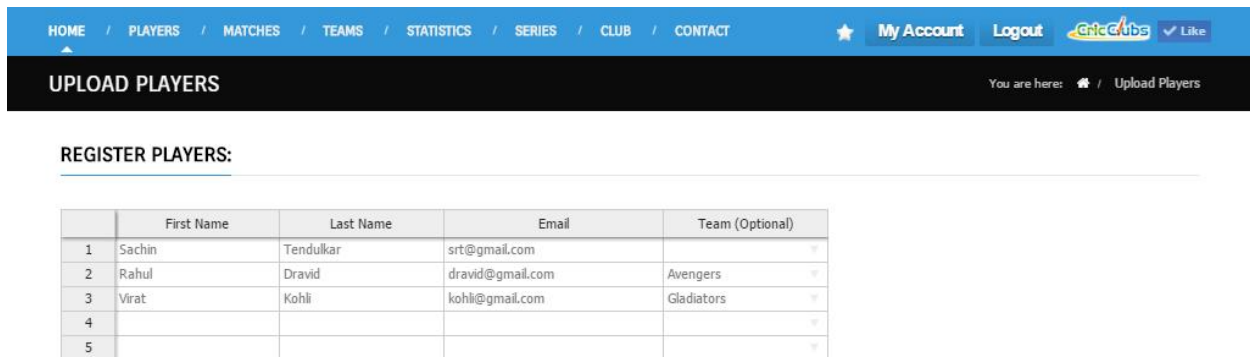
When admin navigates to Players -> Approve players, there are 3 tabs namely New, Active and Inactive. New Players are waiting for admin's approval, Active players are already approved by admin players and Inactive players are those registered players who are no more actively playing.



No.	Player Name	Email	Phone	Approve	Delete
1	Diwakar Avengers	stej@fej@gmail.com		Approve	Delete
2	Srujan Avengers	tejo@mni@gmail.com		Approve	Delete

### Upload Players

Admins can upload players (Players -> Upload Players) in bulk using excel similar interface (Hint: Ctrl-c and Ctrl-v from excel to website entry portal works on all screens)



No.	First Name	Last Name	Email	Team (Optional)
1	Sachin	Tendulkar	srt@gmail.com	
2	Rahul	Dravid	dravid@gmail.com	Avengers
3	Virat	Kohli	kohli@gmail.com	Gladiators
4				
5				

### Create Fixture / Upload Schedule

Admins can create fixture for one match or upload schedule to create multiple fixtures by providing required Fixture related information in terms of teams involved, date/time, ground location etc.

## Create Team / Upload Teams

Admins can create Teams individually or upload teams to create multiple teams by providing required Team related information in terms of team Name, Players on roster and Captain/VC etc.

## Create Series

Admins can create Series using Series -> Create Series by providing required details for series.

The screenshot shows the 'CREATE SERIES' form with the following fields and values:

- Series Name: World Cup 2015
- Start Date: 02/09/2015
- Groups: 4
- Bonus Point Allowed?
- Submit button: Create

## Club Documents

This option let admin upload documents for League which will be available to all players via web

The screenshot shows the 'DOCUMENT CENTER' page with a table of available documents and an upload form.

Name	Description	Date	size	Delete
1. CL Winter Rules	CL Winter Rules	2015-01-23	31KB	Delete
2. CL Grounds (Grass)	CL Grounds (Grass)	2014-10-07	7350KB	Delete
3. CL UmpireReport	CL UmpireReport	2014-09-14	71KB	Delete
4. CL ScoreSheet	CL ScoreSheet	2014-09-14	151KB	Delete
5. CL Standard Rules	CL Standard Rules	2014-08-23	129KB	Delete

**UPLOAD A DOCUMENT:**

Document Name:

Document Description:

Document Location:  No file chosen  
(Valid file types: .pdf,.doc,.docx,.xls,.xlsx,.xsm,.txt,.zip,.rar,.jpg,.gif,.png)  
File Size: not more than 500KB.)



## Write News/Articles

These options let Admin write News/Articles which are published on Club homepage.

## Create Album

This option let admin create album and upload players to created album

## Update Club

This option let admin choose Theme for website and Background from various pre-loaded options. All club related contact information will be recorded here which will be available to everyone to know more or connect with the club.



### UPDATE CLUB

Club Name:	<input type="text" value="Cricket US League"/>
Short URL:	<input type="text" value="CL"/>
Theme:	<input type="text" value="Deep Sea"/>
Background:	<input type="text" value="Players In Action"/>
Address:	<input type="text" value="Tennis Ball Cricket (TBC)"/>
Address 1:	<input type="text"/>
City:	<input type="text" value="Chandler"/>
State:	<input type="text" value="AZ"/>
Country:	<input type="text" value="US"/>
Zip Code:	<input type="text" value="85226"/>
email:	<input type="text" value="CricketUS.az@gmail.com"/>
Phone:	<input type="text" value="4802739286"/>
Current League:	<input type="text" value="CL7 Winter1 2015"/>
Facebook Link:	<input type="text"/>
Twitter Link:	<input type="text"/>
Youtube Link:	<input type="text"/>
Player Count:	<input type="text"/>



Delete Logo

Upload your club logo Drag & Drop Files



## CricClubs User Guide



### Contact Us

For any questions/Suggestions, please contact below

Website: [www.cricclubs.com](http://www.cricclubs.com)

Email: [support@cricclubs.com](mailto:support@cricclubs.com)

Phone: (262) 724-6010