

1. Go to [phillymetrocricketleague.com](http://phillymetrocricketleague.com). Please note addition / removal of player need to done using Website and not smartphone APP.

The screenshot shows the homepage of the Philadelphia Metropolitan Cricket League website. The header features the league's logo, navigation links (Home, Players, Matches, Teams, Statistics, Series, League, More), and a 'Log in' button. Below the header, there's a section for recent matches with dates and team names. A large photo of a cricket team is displayed on the left. On the right, there's a 'RESULTS' section listing recent matches and their outcomes.

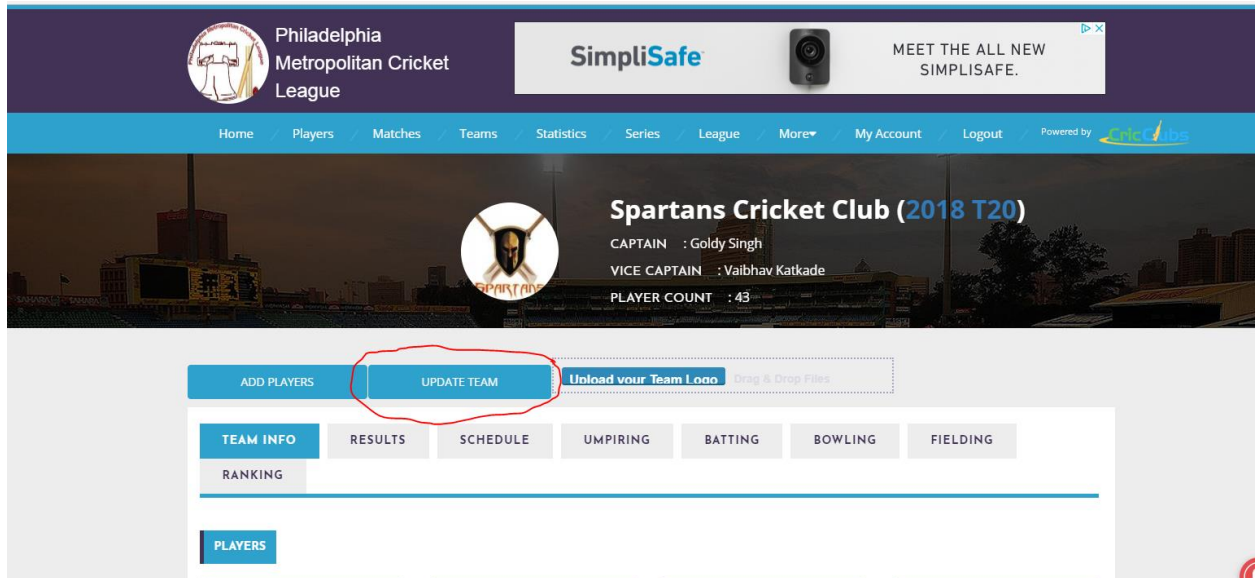
LIVE	RESULTS	SCHEDULE
	L: INTERNATIONAL CRICKET CLUB VS BD KINGS BD KINGS WON BY 9 WKT(S)	
	L: VILLANOVA CC VS UNITED XI VILLANOVA CC WON BY 15 RUN(S)	
	L: FRANK PARSONS CC VS ROCKERS CC FRANK PARSONS CC WON BY 40 RUN(S)	
	L: BENSALEM FIGHTERS VS BFL CC BFL CC WON BY 4 WKT(S)	
	L: PUNJAB LIONS VS BFL CC BFL CC WON BY 10 WKT(S)	

2. Login using your captain / team admin credentials

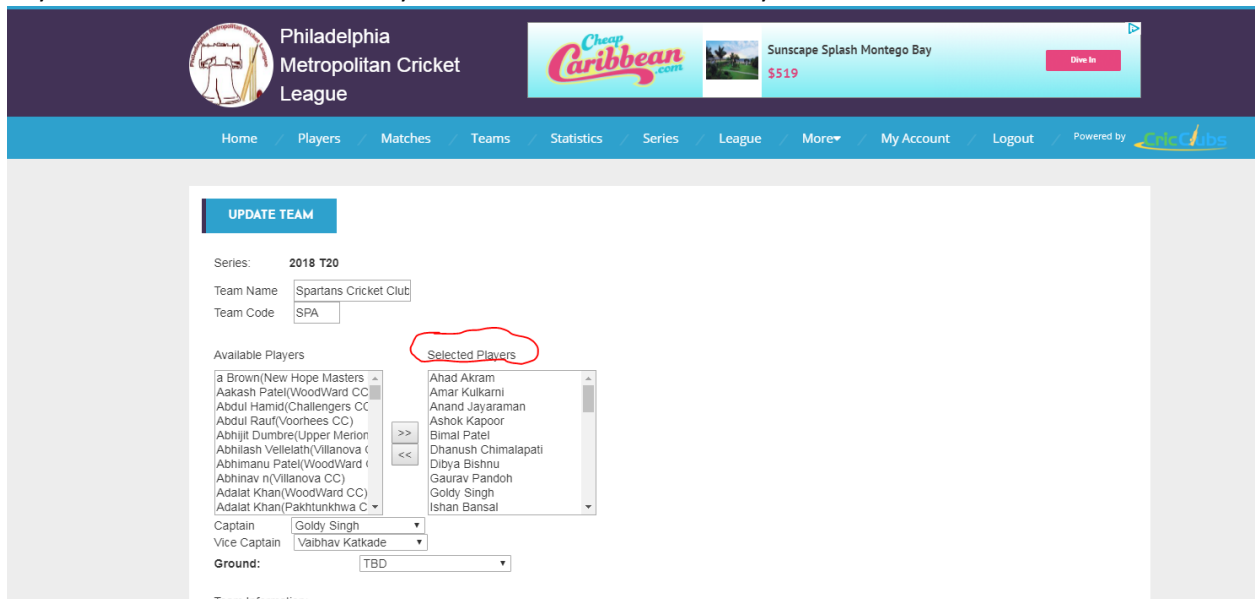
The screenshot shows the login page of the Philadelphia Metropolitan Cricket League website. The header is the same as the homepage. The main content area has a 'LOGIN' section with fields for 'User Name\*' and 'Password\*'. There's an 'OR' option and a 'Login with Facebook' button. A 'SIGN IN' button is at the bottom. Links for 'Register' and 'Forgot Password' are also present.

© 2017-2018 CricClubs.com. All Rights Reserved.

3. Click Update Team button



4. Selected players box shows your current team Choose the player who is not playing with you anymore. And click Left arrow key to move him to Available Players Box



5. Click Update team once all unwated players are removed.

The screenshot shows a web browser window with the address bar displaying "Not secure | phillymetrocricketleague.com". The main content area contains a team management interface. On the left, there is a list of players with their names and associated teams, such as "a Brown(New Hope Masters)", "Aakash Patel(WoodWard CC)", and "Abdul Hamid(Challengers CC)". In the center, there are two arrows, ">>" and "<<", for moving players between lists. On the right, there is another list of players, including "Ahad Akram", "Amar Kulkarni", and "Anand Jayaraman". Below these lists, there are dropdown menus for "Captain" (set to "Goldy Singh") and "Vice Captain" (set to "Vaibhav Katkade"). A "Ground:" dropdown menu is set to "TBD". At the bottom of the interface, there is a "Team Information:" section with a rich text editor toolbar containing icons for bold, italic, underline, text color, background color, bulleted list, numbered list, link, unlink, and other formatting options. A large blue "UPDATE" button is positioned at the bottom center of the page.

To Add new player

1. Repeat step 1 and 2 above to login

2. Click on add players button

The screenshot shows the website for the Philadelphia Metropolitan Cricket League. The header includes the league logo and navigation links: Home, Players, Matches, Teams, Statistics, Series, League, More, My Account, Logout. A banner for 'Visitors Coverage' is also present. The main content area is for the 'Spartans Cricket Club (2018 T20)', showing the captain (Goldy Singh), vice captain (Vaibhav Katkade), and player count (43). Below this, there are buttons for 'ADD PLAYERS' (circled in red), 'UPDATE TEAM', and 'Upload your Team Logo'. A sidebar on the left contains tabs for 'TEAM INFO', 'RESULTS', 'SCHEDULE', 'UMPIRING', 'BATTING', 'BOWLING', 'FIELDING', 'RANKING', and 'PLAYERS'.

3. Add first name last name and email address

The screenshot shows the 'UPLOAD TEAM PLAYERS : SPARTANS CRICKET CLUB' form. The form is titled 'Philadelphia Metropolitan Cricket League' and includes a 'Cheap Caribbean.com' logo. The form has a table with 19 rows and 3 columns: First Name, Last Name, and Email. The table is currently empty.


	First Name	Last Name	Email
1			
2			
3			
4			
5			
6			
7			
8			
9			
10			
11			
12			
13			
14			
15			
16			
17			
18			
19			


4. Click on Validate

	First Name	Last Name	Email
2			
3			
4			
5			
6			
7			
8			
9			
10			
11			
12			
13			
14			
15			
16			
17			
18			
19			
20			
21			
22			
23			
24			
25			


[VALIDATE](#)

5. Click Submit Data. All players will be added

**Metropolitan Cricket League**

**VisitorsCoverage**  
Travel Insurance Solutions

DURING YOUR TRAVELS

**GET QUOTE**

[Home](#) / [Players](#) / [Matches](#) / [Teams](#) / [Statistics](#) / [Series](#) / [League](#) / [More](#) / [My Account](#) / [Logout](#) / [Powered by](#)

**CONFIRM PLAYERS UPLOAD**

Valid Records: 1 Invalid Records: 0

[EDIT DATA](#) [SUBMIT DATA](#)

**VALID RECORDS:**

No.	First Name	Last Name	Email	Team
1	Yogesh	Dahale	yogeshdahale@yahoo.com	Spartans Cricket Club