

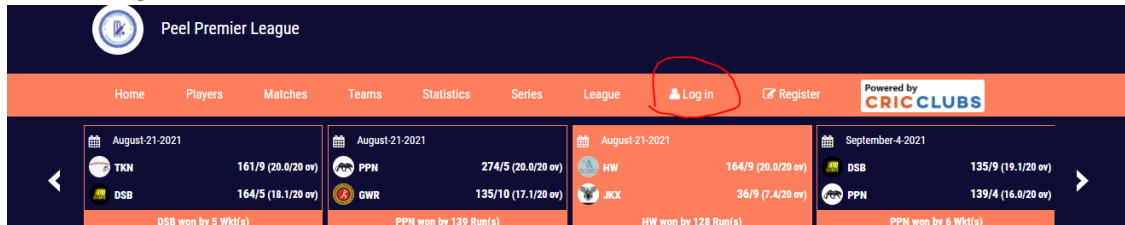
## Contents

Changing the Password.....	2
Removing the players .....	3
Add players already played in PPL .....	4
Adding new players.....	5
Updating Players profile (if desired) .....	7
Uploading Players pictures .....	8
Uploading Team Logo .....	9

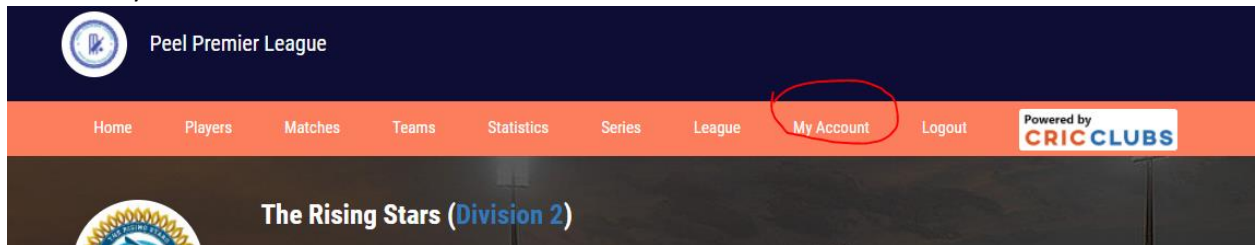
## Changing the Password

Steps to Change Initial Password:

1. Go to [www.ppltoronto.com](http://www.ppltoronto.com)
2. Click on Log in



3. Login using the Credentials provided to you
4. Click on My Account



5. Click on Preferences
6. Change the Password – By typing the password you will remember
7. Click update

**NOTE: USERNAME AND PASSWORD WILL BE USED FOR LIVE SCORING ON THE CRICCLUBS APP.**

## Removing the players

Steps to remove players no longer in your team or have moved to different team

1. Go to [www.ppltoronto.com](http://www.ppltoronto.com)
2. Log in using the Username and Password
3. Click on update team



4. Select players from the right column

### Available Players

Aakash Patel(Gcgc) (904071)  
Aayush Goyal(Striking Avengers) (1755903)  
Abdul Mateen Mohammed(Deccan Royals) (175549)  
Abhay Tiwari(Dynamos XI) (862645)  
Abhi Joshi(Gcgc) (882299)  
Abhi Patel(Super Sarangs II) (863472)  
Abhinav Dushetti(Toronto Dravidians) (1212799)  
Abhishake Dubey(Lgc) (1278641)  
Abhishek Bhatt(Bcc Warriors) (862890)  
Abhishek Chennamaneni(Gta Challengers) (138923)

Captain • Deep Patel (860097) ▼

### Selected Players

Chirag Raval (860102)  
Deep Patel (860097)  
Dhrumil Parikh (860104)  
Gaurav Raval (860099)  
Khelan Parikh (860098)  
Malav Bhatt (860103)  
Meet Patel (1387100)



5. Click on the Arrow showing left

### Available Players

Aakash Patel(Gcgc) (904071)  
Aayush Goyal(Striking Avengers) (1755903)  
Abdul Mateen Mohammed(Deccan Royals) (175549)  
Abhay Tiwari(Dynamos XI) (862645)  
Abhi Joshi(Gcgc) (882299)  
Abhi Patel(Super Sarangs II) (863472)  
Abhinav Dushetti(Toronto Dravidians) (1212799)  
Abhishake Dubey(Lgc) (1278641)  
Abhishek Bhatt(Bcc Warriors) (862890)  
Abhishek Chennamaneni(Gta Challengers) (138923)

Captain • Deep Patel (860097) ▼

### Selected Players

Chirag Raval (860102)  
Deep Patel (860097)  
Dhrumil Parikh (860104)  
Gaurav Raval (860099)  
Khelan Parikh (860098)  
Malav Bhatt (860103)  
Meet Patel (1387100)

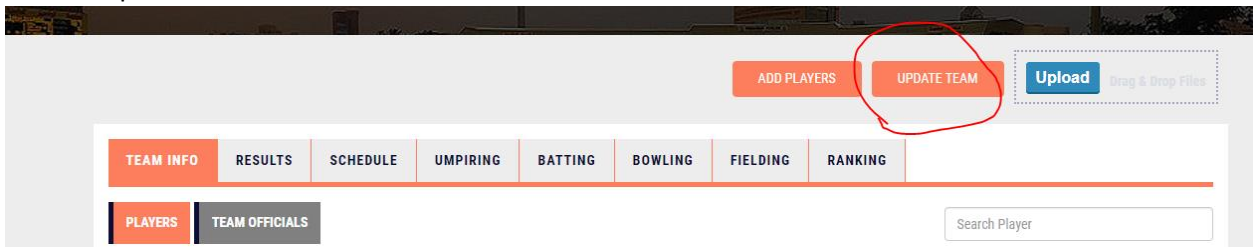


6. Click Update (at the bottom of the page)

## Add players already played in PPL

Steps to add players who has played PPL in the past. Is coming from different team (make sure they have removed him from his current team)

1. Go to [www.ppltoronto.com](http://www.ppltoronto.com)
2. Log in using the Username and Password
3. Click on update team



4. Select players from the left column

### Available Players

- Adithya Shanker(The Rising Stars) (860105)
- Aditya Sharma(Toronto Stallions) (2158144)
- Adnan Afsal(Toronto Dravidians) (1212807)
- Agam Joshi(The Rising Stars) (868557)
- Ahmed Faizan(Deccan Royals) (1755480)
- Ahmed Shaik(Satavahanas) (860270)
- Ajay Alex(Travancore Clubbers) (1451360)
- Ajay Chacko(Stgioc) (1209995)
- Ajay Kumar(Lgc) (1259982)
- Ajin Mathew(Travancore Clubbers) (1755812)

### Selected Players

- Chirag Raval (860102)
- Deep Patel (860097)
- Dhrumil Parikh (860104)
- Gaurav Raval (860099)
- Khelan Parikh (860098)
- Malav Bhatt (860103)
- Meet Patel (1387100)

5. Click on the Arrow showing Right

### Available Players

- Adithya Shanker(The Rising Stars) (860105)
- Aditya Sharma(Toronto Stallions) (2158144)
- Adnan Afsal(Toronto Dravidians) (1212807)
- Agam Joshi(The Rising Stars) (868557)
- Ahmed Faizan(Deccan Royals) (1755480)
- Ahmed Shaik(Satavahanas) (860270)
- Ajay Alex(Travancore Clubbers) (1451360)
- Ajay Chacko(Stgioc) (1209995)
- Ajay Kumar(Lgc) (1259982)
- Ajin Mathew(Travancore Clubbers) (1755812)

### Selected Players

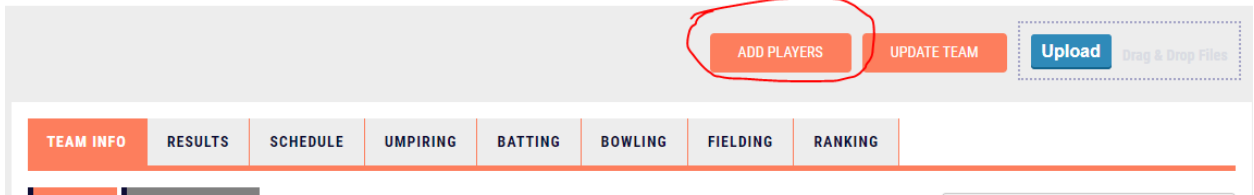
- Chirag Raval (860102)
- Deep Patel (860097)
- Dhrumil Parikh (860104)
- Gaurav Raval (860099)
- Khelan Parikh (860098)
- Malav Bhatt (860103)
- Meet Patel (1387100)

6. Click Update (at the bottom of the page)

## Adding new players

Steps to add new players who haven't played PPL in the past and playing first time.

1. Go to [www.ppltoronto.com](http://www.ppltoronto.com)
2. Log in using the Username and Password
3. Click Add Players



4. Fill in the information (all information is must)

**UPLOAD TEAM PLAYERS : THE RISING STARS**

	First Name	Last Name	Email
1			
2			
3			
4			
5			
6			
7			

5. Click on Validate (bottom of the page)

**CONFIRM PLAYERS UPLOAD**

Valid Records: 1      Invalid Records: 6      [EDIT DATA](#)      [SUBMIT DATA](#)

**INVALID RECORDS:**

No.	First Name	Last Name	Email	Team	Invalid Reason
1	Hiren	Suvagiya	therisingstars.16@gmail.com	The Rising Stars	Email already in use.
2	Kishan	Patel		The Rising Stars	Invalid Email
3	Parth	Rasaniya		The Rising Stars	Invalid Email
4	Pawan	Dave		The Rising Stars	Invalid Email
5	Pratik	Patel		The Rising Stars	Invalid Email
6	Tapan	Patel		The Rising Stars	Invalid Email

**VALID RECORDS:**

No.	First Name	Last Name	Email	Team
1	Harsh	Joshi	Harshjoshi@pplcricket.com	The Rising Stars

6. Error Code:

- a. **Email already in use** – Shows that player is already created and is just required to be added by using **“Add players already in the PPL”**
- b. **Invalid Email** – Shows that Email has not been entered. Click on **Edit Data** and fix the errors.

7. All Records are Valid

**CONFIRM PLAYERS UPLOAD**

Valid Records: 1      Invalid Records: 0      [EDIT DATA](#)      [SUBMIT DATA](#)

**VALID RECORDS:**

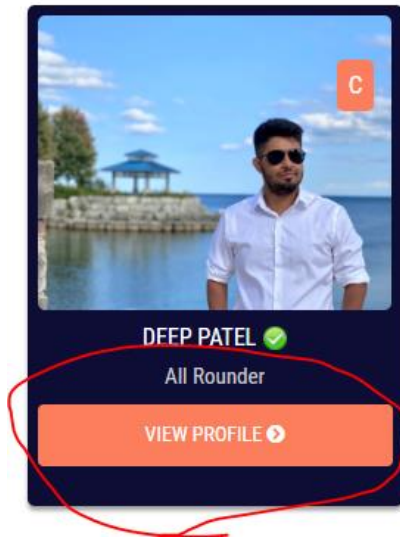
No.	First Name	Last Name	Email	Team
1	Harsh	Joshi	Harshjoshi@pplcricket.com	The Rising Stars

8. Click on Submit Data

## Updating Players profile (if desired)

Updating players profile (adding more details if desired)

1. Go to [www.ppltoronto.com](http://www.ppltoronto.com)
2. Log in using the Username and Password
3. Click on the view profile for the players to change details



4. Click on Update Profile

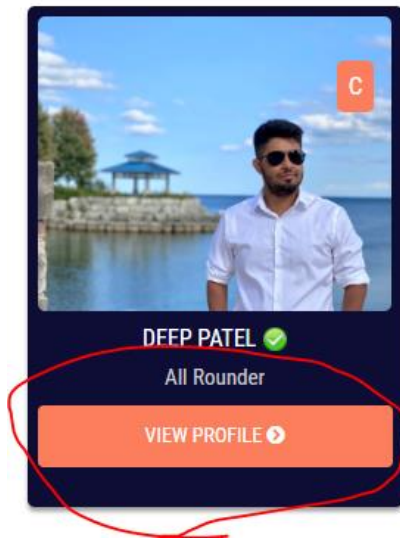


5. Fill in the players details
6. Click on Proceed (bottom of the page)

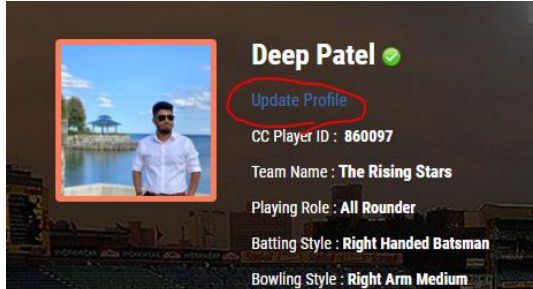
## Uploading Players pictures

Updating players profile (adding more details if desired)

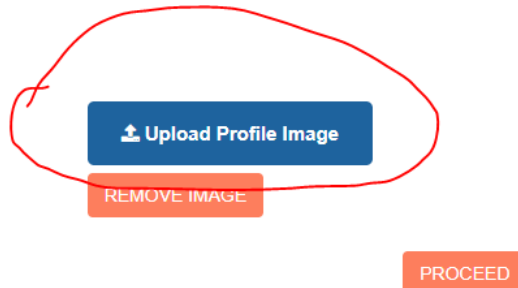
1. Go to [www.ppltoronto.com](http://www.ppltoronto.com)
2. Log in using the Username and Password
3. Click on the view profile for the players to change details



4. Click on Update Profile



5. Click on Upload Profile Image



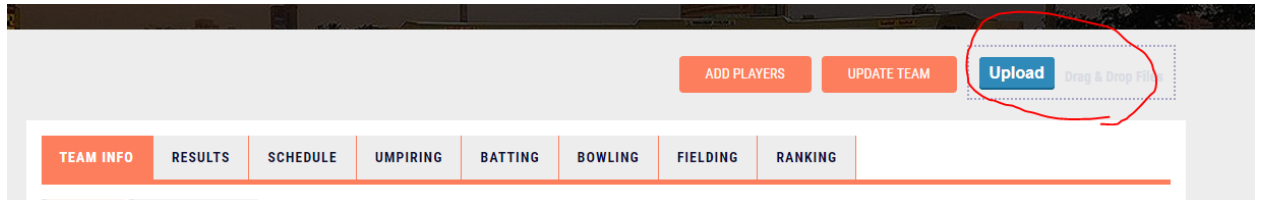
6. Select the picture of your choice (Face should be clearly seen)
7. Click on Proceed (bottom of the page)



## Uploading Team Logo

### Steps to add team Logo

1. Go to [www.ppltoronto.com](http://www.ppltoronto.com)
2. Log in using the Username and Password
3. Click on Upload



4. Select your team's logo
5. That's it!